


FLEXIBLE MACRO BRACKET

WITH ARCA-STYLE MOUNT

USER MANUAL



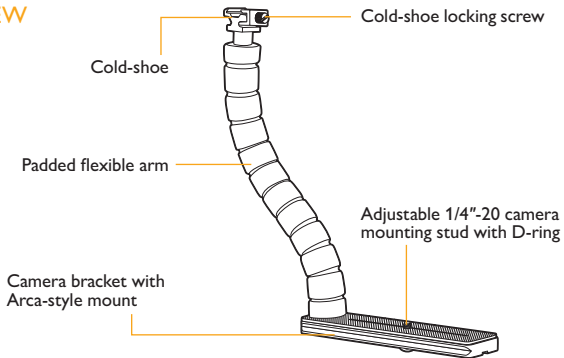
THANK YOU FOR CHOOSING VELLO

The Vello CB-900 Flexible Macro Bracket with Arca-Style Mount is designed for DSLR and mirrorless cameras, as well as camcorders, for close-up or macro shots. When shooting macro photography, the light source needs to be near the lens to light your subject properly. This bracket

features a padded, flexible arm that allows you to attach a shoe mount flash or LED light and tilt that light source towards the lens for the best possible lighting. The cold-shoe accommodates a shoe-mount flash, with the use of a TTL cord, or LED lights with a shoe mount. A


1/4"-20 threaded stud with D-ring offers easy attachment to a camera, and is adjustable for different camera sizes. The camera bracket offers Arca-style attachment for quick mounting and dismounting to most Arca-style tripod heads.

OVERVIEW



MOUNTING THE CAMERA

Screw the mounting stud on the bottom of the bracket into the camera's 1/4"-20 tripod thread.



MOUNTING COLD-SHOE ACCESSORIES

When using a shoe-mount flash or LED light, mount the device by loosening the cold-shoe locking screw and sliding the mounting foot into the cold-shoe of the bracket. Tighten the cold-shoe locking screw, and then tighten the locking collar on the flash or LED light until secure.



CONNECTING THE TTL CORD

1. When using a TTL cord, install the camera-end of the TTL cord into the camera's hot shoe, then tighten the locking collar on the TTL cord.



2. Mount the flash-end of the TTL cord into the cold-shoe of the bracket. Tighten the cold-shoe locking screw, and then tighten the locking collar on the TTL cord.



3. Mount your hot-shoe flash onto the flash-end of the TTL cord by sliding it into the cord's hot shoe, and then tighten the flash's locking collar.

Note: Check that all connections are secure before use.

ONE-YEAR LIMITED WARRANTY

This VELLO product is warranted to the original purchaser to be free from defects in materials and workmanship under normal consumer use for a period of one (1) year from the original purchase date or thirty (30) days after replacement, whichever occurs later. The warranty provider's responsibility with respect to this limited warranty shall be limited solely to repair or replacement, at the provider's discretion, of any product that fails during normal use of this product in its intended manner and in its intended environment. Inoperability of the product or part(s) shall be determined by the warranty provider. If the product has been discontinued, the warranty provider reserves the right to replace it with a model of equivalent quality and function.

This warranty does not cover damage or defect caused by misuse, neglect, accident, alteration, abuse, improper installation or maintenance. EXCEPT AS PROVIDED HEREIN, THE WARRANTY PROVIDER MAKES NEITHER ANY EXPRESS WARRANTIES NOR ANY IMPLIED WARRANTIES, INCLUDING BUT NOT LIMITED TO ANY IMPLIED WARRANTY OF MERCHANTABILITY OR FITNESS FOR A

PARTICULAR PURPOSE. This warranty provides you with specific legal rights, and you may also have additional rights that vary from state to state.

To obtain warranty coverage, contact the Vello Customer Service Department to obtain a return merchandise authorization ("RMA") number, and return the defective product to Vello along with the RMA number and proof of purchase. Shipment of the defective product is at the purchaser's own risk and expense.

For more information or to arrange service, visit www.vellogear.com or call Customer Service at 212-594-2353.



Product warranty provided by the Gradus Group.
www.gradusgroup.com

VELLO is a registered trademark of the Gradus Group.
© 2016 Gradus Group LLC. All Rights Reserved.

www.vellogear.com

All other trademarks are the property
of their respective owners.

GG1